

JUST NUMBERS

INGRID DU TOIT

WEEKLY EXERCISES FOR GRADE 1


| | | |
|--------|------|---------|
| Term 1 | ▶ | 1 – 13 |
| Term 2 | ▶▶ | 14 – 26 |
| Term 3 | ▶▶▶ | 27 – 39 |
| Term 4 | ▶▶▶▶ | 40 – 52 |

Notes:





- The answers in the middle of the book can be removed.
- A 100 number chart is included in the middle of the book before the answers.
- Use concrete objects to assist, if the learner finds the sums too difficult.


Free worksheets at
www.abcmathsandscience.co.za

Copyright © 2018. All rights reserved. No part of this publication may be reproduced by any means without the prior written permission of the author.



Circle how many.





















| | |
|------------------------------------------------------------------------------------------------------|------------------------------------------------------------------------------------------------------|
|  2 3 4 5 |  2 3 4 5 |
|  3 4 5 6 |  3 4 5 6 |



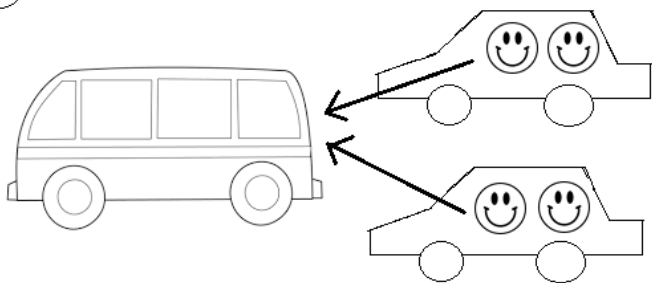
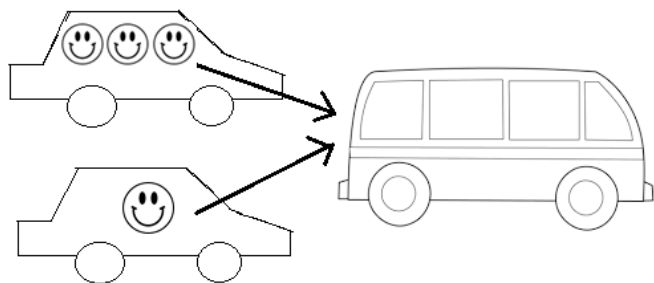
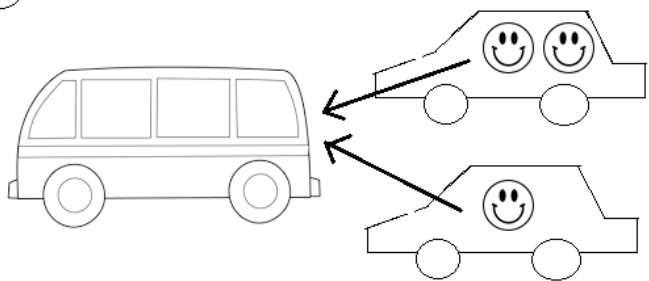
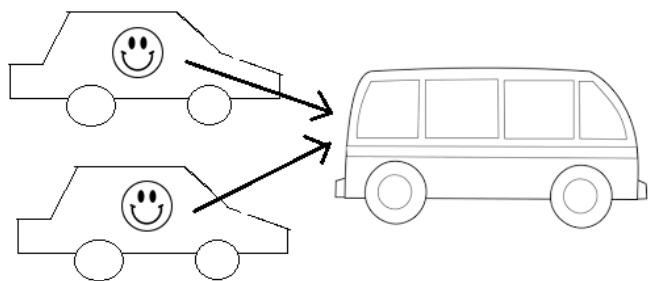
Colour by number.



Count the fingers and circle.

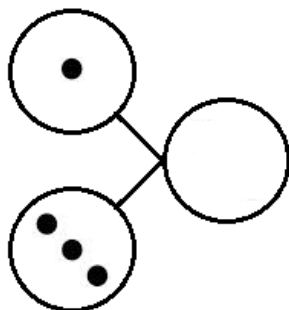
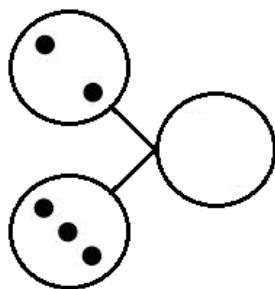
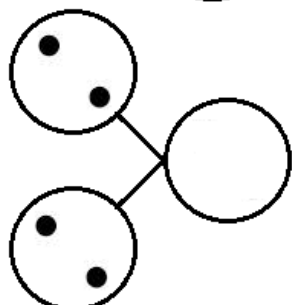
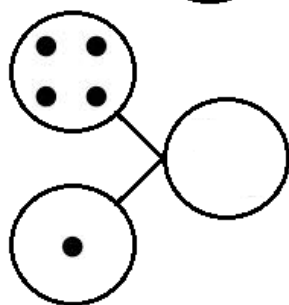
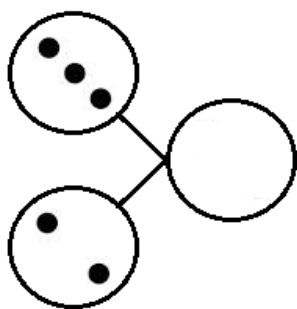
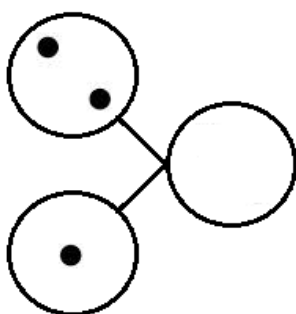
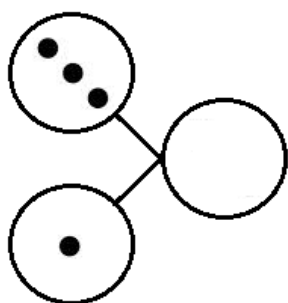
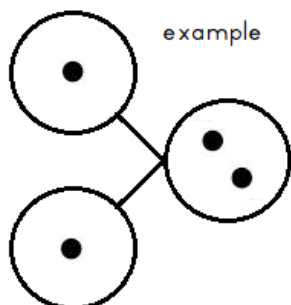
| | |
|------------------------------------------------------------------------------------------------------------------------------------------------------------------------------------|------------------------------------------------------------------------------------------------------------------------------------------------------------------------------------|
|   2 (3) 4 5 |   2 3 4 5 |
|   2 3 4 5 |   2 3 4 5 |
|   3 4 5 6 |   3 4 5 6 |
|   3 4 5 6 |   3 4 5 6 |
|   3 4 5 6 |   3 4 5 6 |

Draw the faces in the bus.




2 2 2 2 2 2 2 2 2 2

Combine the dots in one circle.



Share the food equally.



Share equally.

| | |
|--|------------------|
| | <p>left over</p> |
| | <p>left over</p> |
| | <p>left over</p> |

Draw the faces in the cars.

